

**Standard Rack-Mount Bracket**

Part Number VRMB-002U-0E



**5-in-1 Rack-Mount Bracket**


Part Number VRMB-0051-0E



**Installation Options**

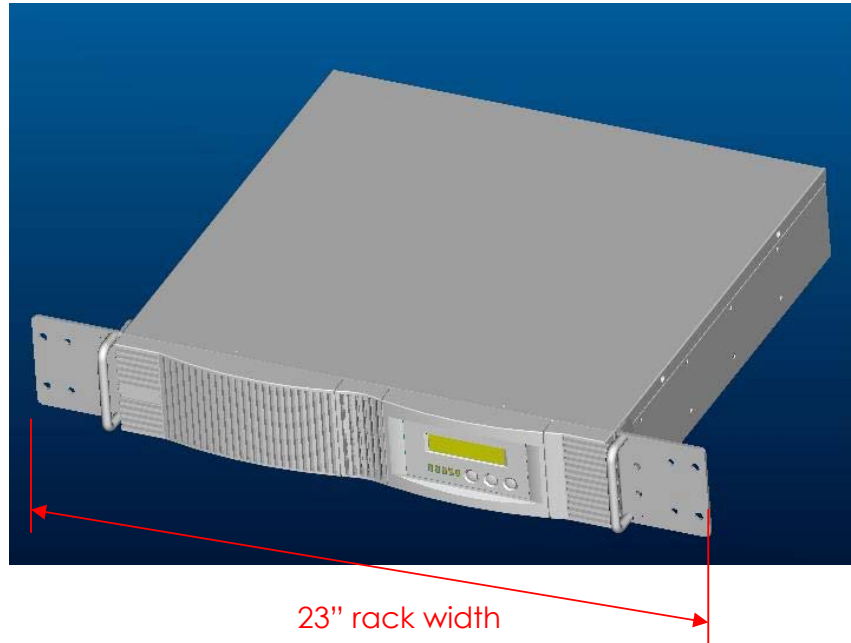
**1. 19" Rack Installation:**

Mounting a 2U unit in a 19-inch EIA 310 C standard rack.




## 2. 23" Rack Installation:

Change the position of the two mounting brackets to mount a 2U unit in a 23-inch EIA 310 C standard rack.



## 3. Tower Installation:

Move the mounting brackets from the front to one side. The UPS can then be installed vertically as shown below.



#### 4. Wall/Panel Installation:

Move the mounting brackets from the front to each side and attach with screws. Mount the UPS to a wall or vertical panel as shown below.



#### 5. Installation with Rear Bracket:

The bracket can be used to support the rear of the UPS or battery cabinet.

